

LANDSTONE

Naturally True



**NovaBell**



RAW WHITE

CLAY

TAUPE

EARTH

GRAVEL

CARBON

# LANDSTONE

Naturally True

UNA PIETRA CERAMICA CHE SI ISPIRA ALLE SUPERFICI Limestone, arricchita e personalizzata attraverso suggestioni materiche che inseguono l'equilibrio cromatico per una grande versatilità di utilizzo.

A CERAMIC STONE INSPIRED BY LIMESTONE SURFACES, ENHANCED AND CUSTOMIZED WITH TACTILE EFFECTS THAT ACHIEVE A CHROMATIC BALANCE, MAKING IT VERY VERSATILE TO USE.

Une pierre céramique inspirée des surfaces Limestone, embellie et personnalisée par des effets de matières qui respectent l'équilibre des couleurs pour assurer une grande polyvalence de pose.

Eine Keramik in Steinoptik, die sich den Kalkstein zum Vorbild nahm und durch besondere Materialanmutungen in perfekter farblicher Harmonie für eine vielseitige Einsetzbarkeit besticht.


LANDSTONE TAUPE  
NORDIC WOOD WALNUT  
BRICKUP NEW YORK SAND

● BRICKUP  
3D look

● LANDSTONE  
stone look

Wall: NORDIC WOOD Bacchette Walnut 60x120  
BRICKUP New York Sand 16x40  
Floor: NORDIC WOOD Bacchette Walnut 20MM 60x60  
LANDSTONE Taupe 60x120 20MM

THICKNESS  
20  
MM



LANDSTONE Taupe 60x120 20MM

THICKNESS  
20  
MM

GRAVEL | CARBON

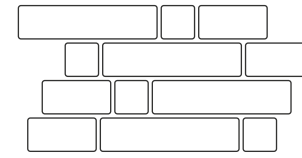


Wall: LANDSTONE Gravel 60x120 | Struttura Track Gravel 60x120 | Muretto Circle Gravel 30x60 | Struttura Track Carbon 60x120  
Floor: LANDSTONE Gravel 100x100



LA PIETRA CERAMICA LANDSTONE ESPRIME ELEGANZA E RAFFINATE TEXTURE CROMATICHE. LE SUPERFICI TRIDIMENSIONALI TRACK, DISPONIBILI IN TUTTI I COLORI, E I MURETTI SI INTEGRANO PERFETTAMENTE IN QUESTO RAFFINATO EQUILIBRIO MATERICO.

LANDSTONE CERAMIC STONE EXPRESSES ELEGANCE AND SOPHISTICATED COLOUR TEXTURES. THE THREE-DIMENSIONAL TRACK SURFACES, AVAILABLE IN ALL COLOURS, AND THE BRICK TILES FIT PERFECTLY THIS SOPHISTICATED TACTILE BALANCE.



Muretto Circle 30x60



La pierre céramique Landstone exprime l'élégance et le raffinement de textures chromatiques. Les surfaces tridimensionnelles Track, disponibles dans toutes les couleurs, et les Briquettes s'intègrent à merveille dans ce délicat équilibre de matières.

Die Keramik in Steinoptik Landstone strahlt durch das raffinierte Zusammenspiel von Farbe und Textur eine besondere Eleganz aus. Die in allen Farben angebotenen 3D-Oberflächen von Track fügen sich mit den Muretto-Riemchen zu einem harmonischen Materialbild.


CLAY | EARTH



Wall: LANDSTONE Clay 60x120 | Struttura Track Clay 60x120 | Earth 60x120  
Floor: LANDSTONE Clay100x100

L'élégance de la matière mise sur une nette idée d'équilibre en assortissant avec précision les mouvements et les détails graphiques inspirés de la matière d'origine.

Die Eleganz des Materials setzt auf Ausgewogenheit, die durch ein feines Zusammenspiel der Strukturen und Details des als Vorbild dienenden Materials erreicht wird.



L'ELEGANZA DELLA MATERIA PUNTA SU UNA CHIARA IDEA DI EQUILIBRIO OTTENUTO ATTRAVERSO UN'ACCURATA COMBINAZIONE DI MOVIMENTI E DETTAGLI GRAFICI ISPIRATI ALLA MATERIA D'ORIGINE.

THE ELEGANCE OF MATERIAL FOCUSES ON A CLEAR IDEA OF BALANCE ACHIEVED THROUGH A CAREFUL COMBINATION OF MOVEMENTS AND GRAPHIC DETAILS INSPIRED BY THE ORIGINAL MATERIAL.





# RAW WHITE



cm. 100x100  
inch 39<sup>3</sup>/<sub>8</sub>x39<sup>3</sup>/<sub>8</sub>

cm. 60x120  
inch 23<sup>5</sup>/<sub>8</sub>x47<sup>1</sup>/<sub>4</sub>

cm. 60x90  
inch 23<sup>5</sup>/<sub>8</sub>x35<sup>7</sup>/<sub>16</sub>

cm. 60x60  
inch 23<sup>5</sup>/<sub>8</sub>x23<sup>5</sup>/<sub>8</sub>


cm. 30x60  
inch 11<sup>13</sup>/<sub>16</sub>x23<sup>5</sup>/<sub>8</sub>



60x120 - 23<sup>5</sup>/<sub>8</sub>x47<sup>1</sup>/<sub>4</sub>  
LST 82RT Raw White Rettificato

02

1075



60x90 - 23<sup>5</sup>/<sub>8</sub>x35<sup>7</sup>/<sub>16</sub>  
LST 81RT Raw White Rettificato

02

1075



100x100 - 38<sup>3</sup>/<sub>8</sub>x38<sup>3</sup>/<sub>8</sub>  
LST 108R Raw White Rettificato

02

1050



60x120 - 23<sup>5</sup>/<sub>8</sub>x47<sup>1</sup>/<sub>4</sub>  
LST 85RT Struttura Track Raw White Rettificato

02

1035



30x60 - 11<sup>13</sup>/<sub>16</sub>x23<sup>5</sup>/<sub>8</sub>  
LST 86RT Raw White Rettificato

07

1040



30x30 - 11<sup>13</sup>/<sub>16</sub>x11<sup>13</sup>/<sub>16</sub>  
LST 885N Mos. 5x5  
Raw White

10

3115



30x60 - 11<sup>13</sup>/<sub>16</sub>x23<sup>5</sup>/<sub>8</sub>  
LST 884N Mattoncino Raw White

04


3130



30x34 - 11<sup>13</sup>/<sub>16</sub>x13<sup>3</sup>/<sub>8</sub>  
LST 887N Esagona  
Circle Raw White

06


3160



60x60 - 23<sup>5</sup>/<sub>8</sub>x23<sup>5</sup>/<sub>8</sub>  
LST 80RT Raw White Rettificato

03


1065



30x60 - 11<sup>13</sup>/<sub>16</sub>x23<sup>5</sup>/<sub>8</sub>  
LST 888N Muretto Circle Raw White

04

3150



60x120 - 23<sup>5</sup>/<sub>8</sub>x47<sup>1</sup>/<sub>4</sub>  
LST 89RT Raw White 20 MM Rettificato

01

1125

**OUT WALK** Porcelain slabs



cm. 60x120  
inch 23<sup>5</sup>/<sub>8</sub>x47<sup>1</sup>/<sub>4</sub>

cm. 60x90  
inch 23<sup>5</sup>/<sub>8</sub>x35<sup>7</sup>/<sub>16</sub>



60x90 - 23<sup>5</sup>/<sub>8</sub>x35<sup>7</sup>/<sub>16</sub>  
LST 869R Raw White 20 MM Rettificato

01

1120

DOWNLOAD  
TECHNICAL  
FEATURES



NATURAL



20 MM





# CLAY

09315  
PORCELAIN  
TILES

HD  
HIGH DEFINITION



THICKNESS  
9  
MM


cm. 100x100  
inch 39<sup>3</sup>/<sub>8</sub>x39<sup>3</sup>/<sub>8</sub>

cm. 60x120  
inch 23<sup>5</sup>/<sub>8</sub>x47<sup>1</sup>/<sub>4</sub>

cm. 60x90  
inch 23<sup>5</sup>/<sub>8</sub>x35<sup>7</sup>/<sub>16</sub>

cm. 60x60  
inch 23<sup>5</sup>/<sub>8</sub>x23<sup>5</sup>/<sub>8</sub>

cm. 30x60  
inch 11<sup>13</sup>/<sub>16</sub>x23<sup>5</sup>/<sub>8</sub>



60x120 - 23<sup>5</sup>/<sub>8</sub>x47<sup>1</sup>/<sub>4</sub>  
LST 42RT Clay Rettificato 02 1075



60x120 - 23<sup>5</sup>/<sub>8</sub>x47<sup>1</sup>/<sub>4</sub>  
LST 45RT Struttura Track Clay Rettificato 02 1035




30x30 - 11<sup>13</sup>/<sub>16</sub>x11<sup>13</sup>/<sub>16</sub>  
LST 445N Mos. 5x5 Clay 10 3115




30x34 - 11<sup>13</sup>/<sub>16</sub>x13<sup>3</sup>/<sub>8</sub>  
LST 447N Esagona Circle Clay 06 3160




30x60 - 11<sup>13</sup>/<sub>16</sub>x23<sup>5</sup>/<sub>8</sub>  
LST 444N Mattoncino Clay 04 3180




35x40 - 13<sup>3</sup>/<sub>4</sub>x15<sup>3</sup>/<sub>4</sub>  
LST 449N Nest Clay/Walnut 04 3150




60x90 - 23<sup>5</sup>/<sub>8</sub>x35<sup>7</sup>/<sub>16</sub>  
LST 41RT Clay Rettificato 02 1075



30x60 - 11<sup>13</sup>/<sub>16</sub>x23<sup>5</sup>/<sub>8</sub>  
LST 46RT Clay Rettificato 07 1040




60x60 - 23<sup>5</sup>/<sub>8</sub>x23<sup>5</sup>/<sub>8</sub>  
LST 40RT Clay Rettificato 03 1055




30x60 - 11<sup>13</sup>/<sub>16</sub>x23<sup>5</sup>/<sub>8</sub>  
LST 448N Muretto Circle Clay 04 3150



100x100 - 38<sup>3</sup>/<sub>8</sub>x38<sup>3</sup>/<sub>8</sub>  
LST 104R Clay Rettificato 02 1050



100x100 - 38<sup>3</sup>/<sub>8</sub>x38<sup>3</sup>/<sub>8</sub>  
LST 104AS Clay Antislip Rettificato 02 1090



30x60 - 11<sup>13</sup>/<sub>16</sub>x23<sup>5</sup>/<sub>8</sub>  
LST 46AS Clay Antislip Rettificato 07 1040

DOWNLOAD  
TECHNICAL  
FEATURES



NATURAL



ANTISLIP

OUT  
WALK

Porcelain  
slabs

THICKNESS  
20  
MM

cm. 60x120  
inch 23<sup>5</sup>/<sub>8</sub>x47<sup>1</sup>/<sub>4</sub>

cm. 60x90  
inch 23<sup>5</sup>/<sub>8</sub>x35<sup>7</sup>/<sub>16</sub>

cm. 100x100  
inch 39<sup>3</sup>/<sub>8</sub>x39<sup>3</sup>/<sub>8</sub>

cm. 60x60  
inch 23<sup>5</sup>/<sub>8</sub>x23<sup>5</sup>/<sub>8</sub>




100x100 - 39<sup>3</sup>/<sub>8</sub>x39<sup>3</sup>/<sub>8</sub>  
LST 124R Clay 20 MM Rettificato 01 1155



60x120 - 23<sup>5</sup>/<sub>8</sub>x47<sup>1</sup>/<sub>4</sub>  
LST 49RT Clay 20 MM Rettificato 01 1125



60x90 - 23<sup>5</sup>/<sub>8</sub>x35<sup>7</sup>/<sub>16</sub>  
LST 469R Clay 20 MM Rettificato 01 1120



60x60 - 23<sup>5</sup>/<sub>8</sub>x23<sup>5</sup>/<sub>8</sub>  
LST 460R Clay 20 MM Rettificato 02 1115

DOWNLOAD  
TECHNICAL  
FEATURES



20 MM



# TAUPE



cm. 100x100  
inch 39<sup>3</sup>/<sub>8</sub>x39<sup>3</sup>/<sub>8</sub>

cm. 60x120  
inch 23<sup>5</sup>/<sub>8</sub>x47<sup>1</sup>/<sub>4</sub>


cm. 60x90  
inch 23<sup>5</sup>/<sub>8</sub>x35<sup>7</sup>/<sub>16</sub>

cm. 60x60  
inch 23<sup>5</sup>/<sub>8</sub>x23<sup>5</sup>/<sub>8</sub>

cm. 30x60  
inch 11<sup>13</sup>/<sub>16</sub>x23<sup>5</sup>/<sub>8</sub>



60x120 - 23<sup>5</sup>/<sub>8</sub>x47<sup>1</sup>/<sub>4</sub>  
LST 52RT Taupe Rettificato **02**  
1075




60x90 - 23<sup>5</sup>/<sub>8</sub>x35<sup>7</sup>/<sub>16</sub>  
LST 51RT Taupe Rettificato **02**  
1075



100x100 - 38<sup>3</sup>/<sub>8</sub>x38<sup>3</sup>/<sub>8</sub>  
LST 105R Taupe Rettificato **02**  
1050



60x60 - 23<sup>5</sup>/<sub>8</sub>x23<sup>5</sup>/<sub>8</sub>  
LST 50RT Taupe Rettificato **03**  
1055



30x60 - 11<sup>13</sup>/<sub>16</sub>x23<sup>5</sup>/<sub>8</sub>  
LST 56RT Taupe Rettificato **07**  
1040



30x30 - 11<sup>13</sup>/<sub>16</sub>x11<sup>13</sup>/<sub>16</sub>  
LST 555N Mos. 5x5  
Taupe **10**  
3115



30x60 - 11<sup>13</sup>/<sub>16</sub>x23<sup>5</sup>/<sub>8</sub>  
LST 554N Mattoncino Taupe **04**  
3130



30x60 - 11<sup>13</sup>/<sub>16</sub>x23<sup>5</sup>/<sub>8</sub>  
LST 558N Muretto Circle Taupe **04**  
3150



30x34 - 11<sup>13</sup>/<sub>16</sub>x13<sup>3</sup>/<sub>8</sub>  
LST 557N Esagona  
Circle Taupe **06**  
3160



35x40 - 13<sup>3</sup>/<sub>4</sub>x15<sup>3</sup>/<sub>4</sub>  
LST 559N Nest Taupe/Brown **04**  
3150



100x100 - 38<sup>3</sup>/<sub>8</sub>x38<sup>3</sup>/<sub>8</sub>  
LST 105AS Taupe Antislip Rettificato **02**  
1090



30x60 - 11<sup>13</sup>/<sub>16</sub>x23<sup>5</sup>/<sub>8</sub>  
LST 56AS Taupe Antislip Rettificato **07**  
1040

DOWNLOAD  
TECHNICAL  
FEATURES



NATURAL



ANTISLIP

OUT  
WALK

Porcelain  
slabs



cm. 60x120  
inch 23<sup>5</sup>/<sub>8</sub>x47<sup>1</sup>/<sub>4</sub>

cm. 60x90  
inch 23<sup>5</sup>/<sub>8</sub>x35<sup>7</sup>/<sub>16</sub>

cm. 100x100  
inch 39<sup>3</sup>/<sub>8</sub>x39<sup>3</sup>/<sub>8</sub>

cm. 60x60  
inch 23<sup>5</sup>/<sub>8</sub>x23<sup>5</sup>/<sub>8</sub>



100x100 - 39<sup>3</sup>/<sub>8</sub>x39<sup>3</sup>/<sub>8</sub>  
LST 125R Taupe 20 MM Rettificato **01**  
1155



60x120 - 23<sup>5</sup>/<sub>8</sub>x47<sup>1</sup>/<sub>4</sub>  
LST 59RT Taupe 20 MM Rettificato **01**  
1125



60x90 - 23<sup>5</sup>/<sub>8</sub>x35<sup>7</sup>/<sub>16</sub>  
LST 569R Taupe 20 MM Rettificato **01**  
1120



60x60 - 23<sup>5</sup>/<sub>8</sub>x23<sup>5</sup>/<sub>8</sub>  
LST 560R Taupe 20 MM Rettificato **02**  
1115

DOWNLOAD  
TECHNICAL  
FEATURES



20 MM



# EARTH

09315  
PORCELAIN  
TILES

HD  
HIGH DEFINITION



THICKNESS  
9  
MM

cm. 100x100  
inch 39<sup>3</sup>/<sub>8</sub>x39<sup>3</sup>/<sub>8</sub>

cm. 60x120  
inch 23<sup>5</sup>/<sub>8</sub>x47<sup>1</sup>/<sub>4</sub>

cm. 60x90  
inch 23<sup>5</sup>/<sub>8</sub>x35<sup>7</sup>/<sub>16</sub>


cm. 60x60  
inch 23<sup>5</sup>/<sub>8</sub>x23<sup>5</sup>/<sub>8</sub>

cm. 30x60  
inch 11<sup>13</sup>/<sub>16</sub>x23<sup>5</sup>/<sub>8</sub>



60x120 - 23<sup>5</sup>/<sub>8</sub>x47<sup>1</sup>/<sub>4</sub>  
LST 62RT Earth Rettificato

02




60x90 - 23<sup>5</sup>/<sub>8</sub>x35<sup>7</sup>/<sub>16</sub>  
LST 61RT Earth Rettificato

02



100x100 - 38<sup>3</sup>/<sub>8</sub>x38<sup>3</sup>/<sub>8</sub>  
LST 106R Earth Rettificato

02




60x60 - 23<sup>5</sup>/<sub>8</sub>x23<sup>5</sup>/<sub>8</sub>  
LST 60RT Earth Rettificato

03



30x60 - 11<sup>13</sup>/<sub>16</sub>x23<sup>5</sup>/<sub>8</sub>  
LST 66RT Earth Rettificato

07




30x30 - 11<sup>13</sup>/<sub>16</sub>x11<sup>13</sup>/<sub>16</sub>  
LST 665N Mos. 5x5  
Earth

10




30x60 - 11<sup>13</sup>/<sub>16</sub>x23<sup>5</sup>/<sub>8</sub>  
LST 664N Mattoncino Earth

04



30x60 - 11<sup>13</sup>/<sub>16</sub>x23<sup>5</sup>/<sub>8</sub>  
LST 668N Muretto Circle Earth

04



30x34 - 11<sup>13</sup>/<sub>16</sub>x13<sup>3</sup>/<sub>8</sub>  
LST 667N Esagona  
Circle Earth

06



35x40 - 13<sup>3</sup>/<sub>4</sub>x15<sup>3</sup>/<sub>4</sub>  
LST 669N Nest Earth/Almond

04

OUT  
WALK

Porcelain  
slabs

THICKNESS  
20  
MM

cm. 60x120  
inch 23<sup>5</sup>/<sub>8</sub>x47<sup>1</sup>/<sub>4</sub>

cm. 60x90  
inch 23<sup>5</sup>/<sub>8</sub>x35<sup>7</sup>/<sub>16</sub>

cm. 60x60  
inch 23<sup>5</sup>/<sub>8</sub>x23<sup>5</sup>/<sub>8</sub>




60x120 - 23<sup>5</sup>/<sub>8</sub>x47<sup>1</sup>/<sub>4</sub>  
LST 69RT Earth 20 MM Rettificato

01



60x90 - 23<sup>5</sup>/<sub>8</sub>x35<sup>7</sup>/<sub>16</sub>  
LST 669R Earth 20 MM Rettificato

01



60x60 - 23<sup>5</sup>/<sub>8</sub>x23<sup>5</sup>/<sub>8</sub>  
LST 660R Earth 20 MM Rettificato

02

DOWNLOAD  
TECHNICAL  
FEATURES



NATURAL



20 MM



# GRAVEL

09315  
PORCELAIN  
TILES

HD  
HIGH DEFINITION



THICKNESS  
9  
MM


cm. 100x100  
inch 39<sup>3</sup>/<sub>8</sub>x39<sup>3</sup>/<sub>8</sub>

cm. 60x120  
inch 23<sup>5</sup>/<sub>8</sub>x47<sup>1</sup>/<sub>4</sub>

cm. 60x90  
inch 23<sup>5</sup>/<sub>8</sub>x35<sup>7</sup>/<sub>16</sub>

cm. 60x60  
inch 23<sup>5</sup>/<sub>8</sub>x23<sup>5</sup>/<sub>8</sub>


cm. 30x60  
inch 11<sup>13</sup>/<sub>16</sub>x23<sup>5</sup>/<sub>8</sub>




60x120 - 23<sup>5</sup>/<sub>8</sub>x47<sup>1</sup>/<sub>4</sub>  
LST 12RT Gravel Rettificato 02 1075



60x120 - 23<sup>5</sup>/<sub>8</sub>x47<sup>1</sup>/<sub>4</sub>  
LST 15RT Struttura Track Gravel Rettificato 02 1035




60x90 - 23<sup>5</sup>/<sub>8</sub>x35<sup>7</sup>/<sub>16</sub>  
LST 11RT Gravel Rettificato 02 1075



30x60 - 11<sup>13</sup>/<sub>16</sub>x23<sup>5</sup>/<sub>8</sub>  
LST 16RT Gravel Rettificato 07 1040




100x100 - 38<sup>3</sup>/<sub>8</sub>x38<sup>3</sup>/<sub>8</sub>  
LST 101R Gravel Rettificato 02 1050




30x30 - 11<sup>13</sup>/<sub>16</sub>x11<sup>13</sup>/<sub>16</sub>  
LST 115N Mos. 5x5 Gravel 10 3115




30x60 - 11<sup>13</sup>/<sub>16</sub>x23<sup>5</sup>/<sub>8</sub>  
LST 114N Mattoncino Gravel 04 3130




30x34 - 11<sup>13</sup>/<sub>16</sub>x13<sup>3</sup>/<sub>8</sub>  
LST 117N Esagona Circle Gravel 06 3160




30x60 - 11<sup>13</sup>/<sub>16</sub>x23<sup>5</sup>/<sub>8</sub>  
LST 118N Muretto Circle Gravel 04 3150



60x60 - 23<sup>5</sup>/<sub>8</sub>x23<sup>5</sup>/<sub>8</sub>  
LST 10RT Gravel Rettificato 03 1065



100x100 - 38<sup>3</sup>/<sub>8</sub>x38<sup>3</sup>/<sub>8</sub>  
LST 101AS Gravel Antislip Rettificato 02 1090



30x60 - 11<sup>13</sup>/<sub>16</sub>x23<sup>5</sup>/<sub>8</sub>  
LST 16AS Gravel Antislip Rettificato 07 1040

OUT WALK

Porcelain  
slabs

THICKNESS  
20  
MM

cm. 60x120  
inch 23<sup>5</sup>/<sub>8</sub>x47<sup>1</sup>/<sub>4</sub>

cm. 60x90  
inch 23<sup>5</sup>/<sub>8</sub>x35<sup>7</sup>/<sub>16</sub>

cm. 100x100  
inch 39<sup>3</sup>/<sub>8</sub>x39<sup>3</sup>/<sub>8</sub>

cm. 60x60  
inch 23<sup>5</sup>/<sub>8</sub>x23<sup>5</sup>/<sub>8</sub>




100x100 - 39<sup>3</sup>/<sub>8</sub>x39<sup>3</sup>/<sub>8</sub>  
LST 121R Gravel 20 MM Rettificato 01 1155



60x120 - 23<sup>5</sup>/<sub>8</sub>x47<sup>1</sup>/<sub>4</sub>  
LST 19RT Gravel 20 MM Rettificato 01 1125



60x90 - 23<sup>5</sup>/<sub>8</sub>x35<sup>7</sup>/<sub>16</sub>  
LST 169R Gravel 20 MM Rettificato 01 1120



60x60 - 23<sup>5</sup>/<sub>8</sub>x23<sup>5</sup>/<sub>8</sub>  
LST 160R Gravel 20 MM Rettificato 02 1115

DOWNLOAD  
TECHNICAL  
FEATURES



NATURAL



ANTISLIP

DOWNLOAD  
TECHNICAL  
FEATURES



20 MM



# CARBON

09315  
PORCELAIN  
TILES

HD  
HIGH DEFINITION



THICKNESS  
**9**  
MM


cm. 100x100  
inch 39<sup>3</sup>/<sub>8</sub>x39<sup>3</sup>/<sub>8</sub>

cm. 60x120  
inch 23<sup>5</sup>/<sub>8</sub>x47<sup>1</sup>/<sub>4</sub>

cm. 60x90  
inch 23<sup>5</sup>/<sub>8</sub>x35<sup>7</sup>/<sub>16</sub>

cm. 60x60  
inch 23<sup>5</sup>/<sub>8</sub>x23<sup>5</sup>/<sub>8</sub>

cm. 30x60  
inch 11<sup>1</sup>/<sub>3</sub>x16x23<sup>5</sup>/<sub>8</sub>



60x120 - 23<sup>5</sup>/<sub>8</sub>x47<sup>1</sup>/<sub>4</sub>  
LST 22RT Carbon Rettificato

02

1075



60x90 - 23<sup>5</sup>/<sub>8</sub>x35<sup>7</sup>/<sub>16</sub>  
LST 21RT Carbon Rettificato

02

1075



100x100 - 39<sup>3</sup>/<sub>8</sub>x39<sup>3</sup>/<sub>8</sub>  
LST 102R Carbon Rettificato

02

1050



60x120 - 23<sup>5</sup>/<sub>8</sub>x47<sup>1</sup>/<sub>4</sub>  
LST 25RT Struttura Track Carbon Rettificato

02


1035



30x60 - 11<sup>1</sup>/<sub>3</sub>x16x23<sup>5</sup>/<sub>8</sub>  
LST 26RT Carbon Rettificato

07

1040



30x30 - 11<sup>1</sup>/<sub>3</sub>x11<sup>1</sup>/<sub>3</sub>  
LST 225N Mos. 5x5  
Carbon

10


3115



30x60 - 11<sup>1</sup>/<sub>3</sub>x16x23<sup>5</sup>/<sub>8</sub>  
LST 224N Mattoncino Carbon

04


3130



60x60 - 23<sup>5</sup>/<sub>8</sub>x23<sup>5</sup>/<sub>8</sub>  
LST 20RT Carbon Rettificato

03

1065



30x34 - 11<sup>1</sup>/<sub>3</sub>x13<sup>3</sup>/<sub>8</sub>  
LST 227N Esagona  
Circle Carbon

06

3160



30x60 - 11<sup>1</sup>/<sub>3</sub>x16x23<sup>5</sup>/<sub>8</sub>  
LST 228N Muretta Circle Carbon

04

3150

OUT  
WALK

Porcelain  
slabs

THICKNESS  
**20**  
MM

cm. 60x120  
inch 23<sup>5</sup>/<sub>8</sub>x47<sup>1</sup>/<sub>4</sub>

cm. 60x90  
inch 23<sup>5</sup>/<sub>8</sub>x35<sup>7</sup>/<sub>16</sub>

cm. 100x100  
inch 39<sup>3</sup>/<sub>8</sub>x39<sup>3</sup>/<sub>8</sub>

cm. 60x60  
inch 23<sup>5</sup>/<sub>8</sub>x23<sup>5</sup>/<sub>8</sub>



100x100 - 39<sup>3</sup>/<sub>8</sub>x39<sup>3</sup>/<sub>8</sub>  
LST 122R Carbon 20 MM Rettificato

01

1155



60x120 - 23<sup>5</sup>/<sub>8</sub>x47<sup>1</sup>/<sub>4</sub>  
LST 29RT Carbon 20 MM Rettificato

01


1125



60x90 - 23<sup>5</sup>/<sub>8</sub>x35<sup>7</sup>/<sub>16</sub>  
LST 269R Carbon 20 MM Rettificato

01

1120



60x60 - 23<sup>5</sup>/<sub>8</sub>x23<sup>5</sup>/<sub>8</sub>  
LST 260R Carbon 20 MM Rettificato

02

1115

DOWNLOAD  
TECHNICAL  
FEATURES








NATURAL






20 MM

## IMBALLI e PESI

Packaging and weights / Verpackungen und Gewichte / Emballages et poids

	SCATOLA / BOX			PALLET			
	pz	m2	kg	box	m2	kg	▽ ▲
60x120	2	1,440	29,9 	32	46,080	957	9
100x100	2	2,000	40,4 	20	40,000	808	9
60x90	2	1,080	21,7	48	51,840	1040	9
60x60	3	1,080	21,5	40	43,200	860	9
30x60	7	1,260	24,4	40	50,400	977	9
60x120	1	0,720	31,5 	32	23,040	1008	20
60x90	1	0,54	23,3	48	25,92	1118	20
100x100	1	1,00	43,3 	21	21,00	909	20
60x60	2	0,720	31,4 	32	23,040	1005	20

## TECHNICAL

TECHNICAL	DIN EN 16165 annex B	DIN EN 16165 annex A	BCR	ANSI DCOF	Deep Abrasion Resistance	MOHS	Recommended Use	Resistance to Staining
 <b>NATURALE</b>	R10	A+B	DRY > 0.40 WET > 0.40	WET ≥ 0.42	< 175 mm <sup>3</sup>	≥ 5	4	5
 <b>ANTISLIP</b>	R11	A+B+C	DRY > 0.40 WET > 0.40	WET ≥ 0.42	< 175 mm <sup>3</sup>	≥ 7	5	5
 <b>20 MM</b>	R11	A+B+C	DRY > 0.40 WET > 0.40	WET ≥ 0.42	< 130 mm <sup>3</sup>	≥ 8	5	5




**LANDSTONE  
NATURALE**




**LANDSTONE  
ANTISLIP**



**LANDSTONE  
20MM**

 Utilizzare il **QR CODE** per scaricare le schede tecniche

 Veuillez utiliser le **QR CODE** pour télécharger les fiches techniques

 Use the **QR CODE** to download data sheets

 **QR CODE** benutzen um die technische datenblätter runter zu laden



NOVABELL SpA CERAMICHE ITALIANE  
via Molino, 1 - 42014 Roteglia (RE), Italia  
T +39 0536 86 11 11 - F +39 0536 85 12 05  
info@novabell.it - export@novabell.it  
www.novabell.it - Società con socio unico

